


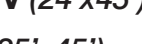




LEGEND

-  Infield Access
-  AtriumHealth Urgent Care
-  Credentialed Area
-  Roadway
-  Pit Road Access Point (must have pit pass for access)

-  North Infield RV (20'x40')
-  North Infield Trackside RV (15'x40')
-  South Infield HDTV (24'x45')
-  South Infield RV (25'x45')
-  South Infield RV (20'x40')
-  South Infield Small Camper (20'x30')
-  South Infield Tent/Pop-Up (20'x30')

All Site Sizes Are Approximate